

SANTOSA LOUNGE BOOKLET



CONTENTS:

- 1** On Delivery of your lounge
- 2** Life time frame warranty
- 3** Caring for leather & fabric lounges
- 4** Functional products features(rotating & reclining products)
- 5** Natural features of leather
Warranty information

1. ON DELIVERY OF YOUR LOUNGE

- Congratulations on your purchase of a beautiful Santosa lounge, which will give you years of comfort and enjoyment.
- This booklet is designed to give you a detailed understanding of your lounge, including how to care On Delivery of your lounge or it from the day it arrives in your home.
- Leather is a natural product and you will notice many imperfections which are evidence of genuine leather. please refer to contents 5 for a detailed description.
- Your lounge has travelled a long way to get to your home. At this time you may find some compression on the padding-This is entirely normal. To ensure your lounge is safe in transport they are tightly wrapped and insulated for protection. For the convenience of our customers, some Santosa lounges are designed in modules to assist in delivery and relocation. This can result in a divide between the seats – please note that this is standard practice to avoid damage to the suspension, covering and alignment during the settlement period.
- You have an obligation to care for your lounge in accordance with the care instructions set out on pages 4-10 of this Lounge Booklet. Failure to do so many result in damage to your lounge. In particular, leather as a natural product, is susceptible to cracking and peeling if it is not properly cleaned. If you fail to take reasonable steps to prevent your product from becoming of unacceptable quality and your product is damages as a result of such abnormal use(including the failure to properly care for the product as instructed), to the fullest extent permitted by law, Santosa will not liable for repairing that damage to your product.
- By following all of the tips and instructions on pages 4-10, you will ensure years of enjoyment with your lounge.

CARE AND HANDLING TIPS

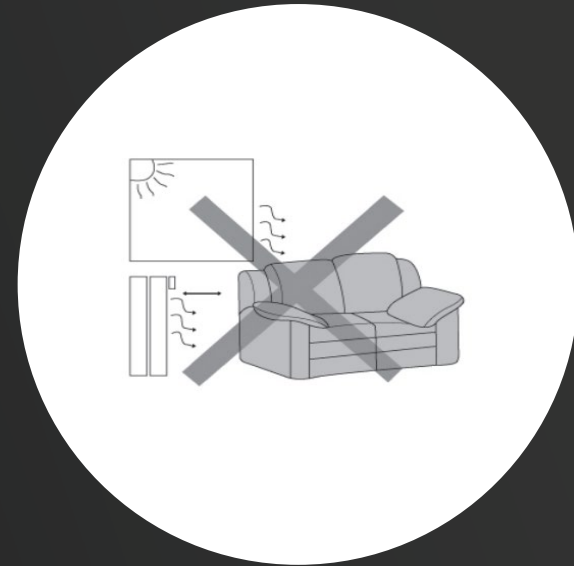


When moving a piece of upholstered furniture, it must be lifted and never pushed or pulled across any surface.

Lift the furniture from the base, back into the upright position



Avoid heavy weight and excessive pressure on the armrests and backrests. They are not designed for seating and could potentially damage the frame



Do not allow any part of the lounge to be directly exposed to sunlight to prevent fading. Lightening, or discoloration of the leather or fabric.

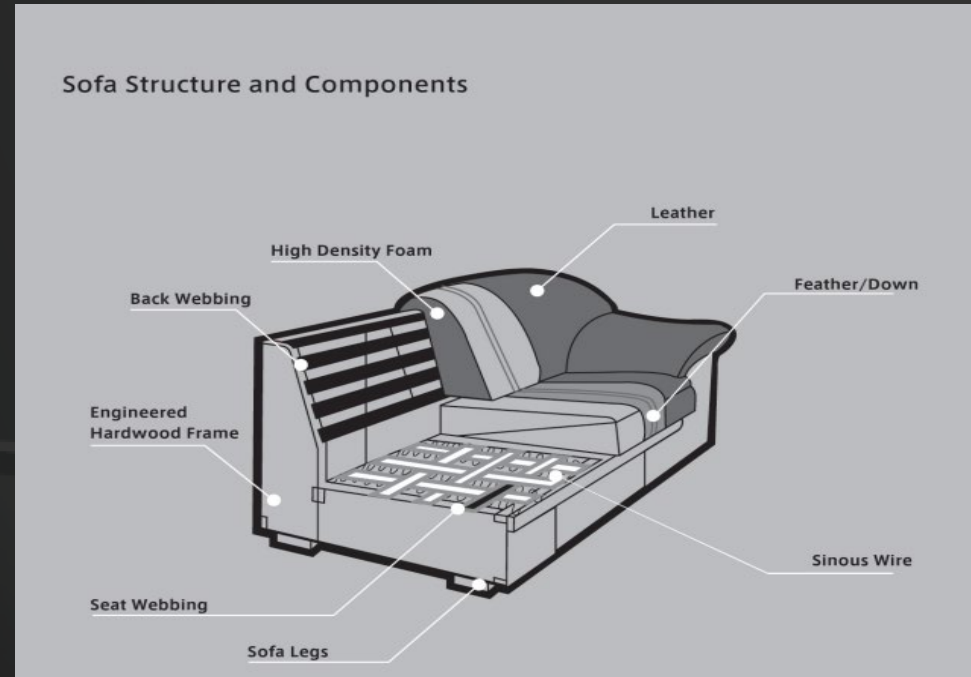
Ensure that every edge or part of the lounge is placed at least 50cm away from any heat source, including fireplace, vents and radiators

2. LIFETIME FRAME WARRANTY

All of our Leather and Fabric lounges are protected by a Lifetime Frame Warranty, Covering structure and framework. All lounge frames are constructed from a combination of structural components, engineered to give the frame strength and durability for many years.

Our manufacturer has used below methods to construct the lounge.

- Kiln dried timber acting as the main structural support
- Resilient high density foam core in all cushions
- Zig-Zag springs & highly tensioned elastic webbing seating support
- Polyester fibre fill and dacron filling or feather down for support and shape



3. CARING FOR LEATHER AND FABRIC LOUNGES

For Protection Leather

Regular Cleaning

Do not allow dust to accumulate on the leather surface. Vacuuming with the soft brush attachment or wipe dust off with a soft, damp cloth. Periodically(2-3 times per year), clean, condition and protect the entire leather surface using a recommended Care kit, which can be purchased from our warehouse. Follow the instructions provided with the kit.


Food, Grease and Spot Cleaning

Minor liquid stains, quickly soak up the spill by carefully blotting up the liquid with a clean white cloth or absorbent paper. Let the area air dry. Must be removed immediately using a soft, non-abrasive damp cloth or absorbent paper, applying minimal pressure from the outside of the stain moving towards the centre. If a liquid or other substance leaves a stain or water mark, we recommend contacting a professional cleaning service. Never use any cleaning solutions on your leather furniture.

General Care

Watch out for sharp objects, belt buckles and pets' claws. Keep lounge out of direct sunlight to avoid fading. Always place your leather furniture at least 50 cm away from any direct sources of heat, such as fireplaces, vents and radiators.

Full top grain Protection Leather



3. CARING FOR LEATHER AND FABRIC LOUNGES

For Natural Aniline & Semi-aniline Vintage Look Leather

Regular Cleaning

Regular maintenance is important to keep your Vintage look leather looking its best. Dust Gently with a soft cloth to keep it free of surface dirt. Noticeable soiling can be wiped with a clean cloth. Take care not to soak or vigorously rub the leather and always wipe with a dry cloth after cleaning. Never use household cleaners, cleaning solutions or harsh chemical on the leather furniture. To clean further, use an authorised leather care kit which can be purchased from our warehouse.

General Care

Watch out for sharp objects, belt buckles and pets' claws. Keep lounge out of direct sunlight to avoid fading. Always place your leather furniture at least 80 cm away from any direct sources of heat, such as fireplaces, vents and radiators.

Genuine leather products age over time and use, this is completely normal and adds to the beauty and uniqueness of your furniture. There are also, slight dye lot variations in every dye-batches. It is important to note that when considering additional pieces from the same range. The safest option is always to purchase all pieces at the same time, which will ensure we are crafting from the same dye-batches.

Full top grain Aniline Leather & Semi-Aniline leather



3. CARING FOR LEATHER AND FABRIC LOUNGES

General Care and Characteristics of Fabric lounges

Try to keep pets off the furniture and be careful of toys, belts and watches as they may snag the fabric. Do not pull loose threads; tie a knot instead. It's important to plump the cushions after everyday use, particularly those filled with fibre fill or feathers, and to smooth out the surface to prevent permanent creases forming. Also any reversible seat and back cushions should be turned regularly.

Cleaning of Fabric Lounges

Periodically clean the sofa with soft brush or a low suction vacuum cleaner. Dismantle and clean the external weaving cover of the sofa. It's better to clean up the cover with dry-cleaning. You shall apply the cleanser without decolourant and oxidants to avoid depigment. The cover shall be dried levelly not directly in sunshine.

We strongly recommends the purchase of fabric care kit, which can be purchased from our warehouse. For spot cleaning and stain removal, please follow the instructions provided with the kit

Fabric pilling

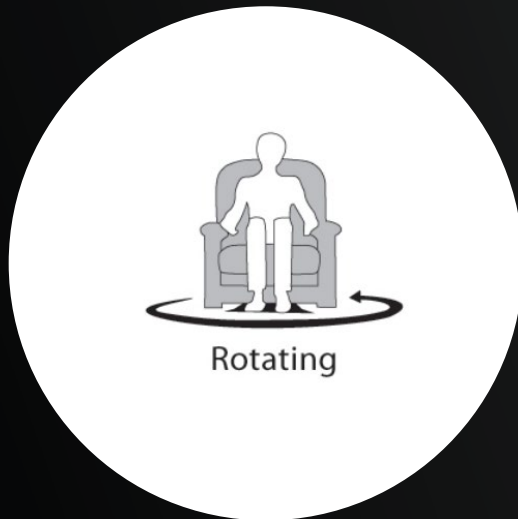
Pilling can occur as a result of normal daily use and is not considered as a fault. There are many variables that can attribute to pilling such as, climatic conditions, atmospheric purity and the user environment. Even specific types of clothing can transfer pills' from clothing to the fabric. As the fabric surface is rubbed a single or small group of fibres on the surface begin to twist forming what is known as "pills". Pilling can successfully be removed by the use of a battery operated de-pilling tool available from most haberdashery stores. This is an important characteristic of the fabric to know an is not considered a fault in any way.



4. FUNCTIONAL PRODUCT FEATURES

Armchair with rotating function

The rotating function, where present, can always be used. In fact, no device needs to be operated to make this function available. It's sufficient to rest the feet on the ground and exert a sideways pressure to turn. This function is only available in arm chairs.



General Care

- Before using our products with a mechanism incorporated, check whether the mechanism is restrained by a plastic strap. If the strap has been applied, it must be cut.
- Do not use solvents to clean the metal parts of the mechanism: a damp cloth is sufficient.
- Do not allow children to play with the mechanism.
- The mechanism must only be used when the person is correctly seated.
- Lightly lubricate the springs, the hinges and all the joints using normal spray-on lubricants available on the market, if the mechanism produces squeaks when in operation.

4. FUNCTIONAL PRODUCT FEATURES

Armchairs and sofas with electric mechanism

Armchairs and sofa with an electric mechanism offer the possibility of changing the back inclination, of raising the footrest and of changing the seating position. The back inclination can be adjusted as preferred



General Care

- Do not use solvents to clean the metal parts of the mechanism: a damp cloth is sufficient.
- Do not allow children to play with the mechanism.
- The mechanism must only be used when the person is correctly seated.
- Do not touch the mechanical parts.
- Do not continuously use the electric motor that operates the opening and closing reclining function for more than one minute. This action could cause the motor to cut-off due to overheating. Allow the system to cool down for 5 minutes to restore the motor to correct working order.
- Voltage fluctuations may cause the electric motor to cut-off. In this case disconnect the plug from the wall socket, wait for a few minutes and then replace the plug in the wall socket.
- Remove the plug before touching the mechanism when cleaning or performing other operations.


5. NATURAL FEATURE OF LEATHER AND WARRANTY INFORMATION

As a natural product, leather's beautiful look and luxurious feel give it year round comfort and appeal. Its unique ability to breathe also makes it ideal in almost any situation. The hallmark of genuine leather is its natural markings and imperfections - nature's signature. Because of its organic properties, there is no one hide the same. From horn wounds and barbwire scratches, to thickness variations affecting colour, these markings make your piece unique


Grain wrinkles, stretch marks and closed scars are also typical characteristics of leather, the result of age, movement and comfortable wear. This further stamps its authenticity as a natural product. Leather is a natural product. All of these imperfections are evidence of the product being genuine leather and are not considered to be defects in any way. Without a doubt leather is the most luxurious and practical covering for upholstered furniture. Enjoy living with leather as, over time, it will adapt itself to your lifestyle and give you a truly personalised feel




Wrinkle & stretch mark



Healed Scars



Wounds & insect bites



Grain variation

5. NATURAL FEATURE OF LEATHER AND WARRANTY INFORMATION

- We offer lifetime frame warranty on all our lounges and armchairs. 2 years on stitching and foam.
- The electronic and motion components for all recliners and swivel arm chairs (excluding transformers) are guaranteed against failure due to a manufacturing defect for a period of 2 years from date of purchase.
- Transformers come with a 12 month warranty
- Leather, fabric and metal legs are guaranteed against failure due to a manufacturing defect for a period of 2 years from date of purchase

Purchasing a hand-made piece of furniture is an investment in your home's look and feel, as well as your lifestyle. Prepare yourself for those unforeseen circumstances so you're spending less time worrying about your furniture and spending more time on it!

We also offer 5 Year Accidental Damage Warranty. Please contact our sales consultant for more info.

